

UKAEA-CCFE-CP(23)41

L. Kogan, D. Ryan, S. Gibson, J. Berkery, S.  
Sabbagh, T. Farley, P. Ryan, K. Verhaugh, B. Kool,  
T.A. Wijkamp, R. Scannell, R. Sarwar, Chris Wade,  
the MAST-U team

# **First MAST-U Equilibrium Reconstructions using the EFIT++ Code**

This document is intended for publication in the open literature. It is made available on the understanding that it may not be further circulated and extracts or references may not be published prior to publication of the original when applicable, or without the consent of the UKAEA Publications Officer, Culham Science Centre, Building K1/O/83, Abingdon, Oxfordshire, OX14 3DB, UK.

Enquiries about copyright and reproduction should in the first instance be addressed to the UKAEA Publications Officer, Culham Science Centre, Building K1/O/83 Abingdon, Oxfordshire, OX14 3DB, UK. The United Kingdom Atomic Energy Authority is the copyright holder.

The contents of this document and all other UKAEA Preprints, Reports and Conference Papers are available to view online free at [scientific-publications.ukaea.uk/](https://scientific-publications.ukaea.uk/)

# **First MAST-U Equilibrium Reconstructions using the EFIT++ Code**

L. Kogan, D. Ryan, S. Gibson, J. Berkery, S. Sabbagh, T. Farley, P.  
Ryan, K. Verhaugh, B. Kool, T.A. Wijkamp, R. Scannell, R. Sarwar,  
Chris Wade, the MAST-U team



## **First MAST-U Equilibrium Reconstructions using the EFIT++ code**

L. Kogan<sup>1</sup>, S. Gibson<sup>1</sup>, D. Ryan<sup>1</sup>, C. Bowman<sup>1</sup>, A. Kirk<sup>1</sup>, J. Berkery<sup>2</sup>, S. Sabbagh<sup>3</sup>, T. Farley<sup>1</sup>, P. Ryan<sup>1</sup>, C. Wade<sup>1</sup>, K. Verhaegh<sup>1</sup>, B. Kool<sup>4,5</sup>, T.A. Wijkamp<sup>4,5</sup>, R. Scannell<sup>1</sup>, R. Sarwar<sup>1</sup> and the MAST-U team\*

<sup>1</sup> *United Kingdom Atomic Energy Authority, Culham Centre for Fusion Energy, Abingdon, United Kingdom*

<sup>2</sup> *Princeton Plasma Physics Laboratory, P.O. Box 451, Princeton, New Jersey 08543, US.*

<sup>3</sup> *Dept. of Applied Physics and Applied Mathematics, Columbia U., New York, NY, USA*

<sup>4</sup> *Eindhoven University of Technology, Eindhoven, The Netherlands*

<sup>5</sup> *Dutch Institute for Fundamental Energy Research (DIFFER), Eindhoven, The Netherlands*

\* *See author list of J. Harrison, et al. 2019 Nucl. Fusion 59 11201*

The MAST-U spherical tokamak has extensive capabilities to produce and explore strongly shaped plasmas and alternative divertor configurations, especially the Super-X. Robust and accurate reconstructions of plasma equilibria are the foundation of many physics analyses, and important intershot for informing operation of the tokamak.

The EFIT++ code<sup>[1]</sup> has been used to produce robust intershot equilibrium analysis for the first campaign of MAST-U data using magnetics constraints. An analysis of this data is presented here showing good fits to the magnetics measurements. Comparisons to diagnostics not used to constrain the equilibrium are also shown. The strike points are compared to the peak Isat measurement at the divertor target from Langmuir Probe measurements with agreement within 5cm. The separatrix location from the reconstructions is compared to the temperature profile from the Thomson Scattering system. It is found that the EFIT++ separatrix is 1cm away from where the separatrix would be expected to be from these profiles.

The first implementation for MAST-U of a polarisation angle constraint from the Motional Stark Effect diagnostic in EFIT++ is shown. This shows a good fit to the polarisation angle and the effect on the reconstructed q-profile when compared to the magnetics-only reconstructions is shown.

### **EFIT++ configuration for magnetics only reconstructions**

MAST-U is equipped with a wide range of magnetics sensors which are used to constrain the  $p'$  and  $ff'$  functions in the reconstructions. The sensors used as constraints are shown in Fig. 1 : B-field measurements, flux loops, measurements of PF coil and coil case currents from

Rogowski measurements and a measurement of the plasma current from a partial Rogowski coil set.

Currents that are induced in toroidally continuous structures are modelled using an electromagnetic induction model<sup>[2]</sup>. These modelled currents are also used as constraints. The induced current model in EFIT++ has previously been benchmarked against a 3D model of the vessel using the VALEN code<sup>[3]</sup>.

The  $p'$  and  $ff'$  functions of the Grad-Shafranov equation are setup with 2 degrees of freedom using polynomials.  $p'$  and  $ff'$  are set to be zero at the edge and  $(p')'$  and  $(ff')'$  are constrained to be zero at the edge using relational constraints with a weight of 0.1. These settings were chosen for robustness of convergence during intershot runs.

The error bars on the magnetic measurements are taken to be the maximum of either the calibration error or a minimum absolute error.

### Magnetics constraint validation

The  $\chi^2$  can be used to study the fits to the magnetics data.

$$\chi^2 = \sum \frac{(X_i - X_R)^2}{\sigma^2}$$

where  $X_i$  is the measured or modelled data,

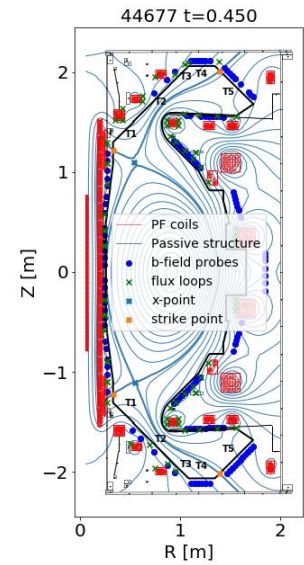
$X_R$  is the reconstructed value and  $\sigma^2$  is the uncertainty on  $X_i$ .

The  $\chi^2$  of the fits to the magnetics measurements and modelled induced currents has been evaluated for shots from the first campaign. Following removal of sensors that failed due to hardware faults the  $\chi^2$  is found to be  $< 2$  for the majority of constraints.

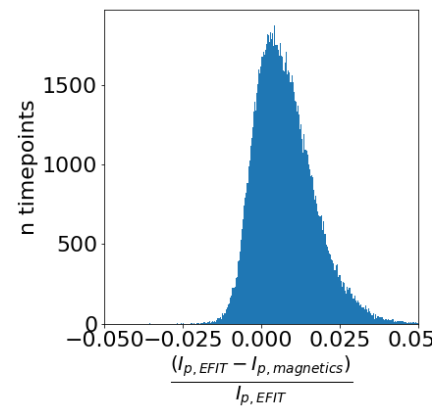
The reconstructed plasma current has been compared to the measured plasma current. The plasma current is used as a constraint in the reconstructions with large error bars of 20%. Fig. 2 shows that the reconstructed and measured plasma current for flat-top times are within 5% of each other.

### Comparison of the upper outer divertor strike point to the Langmuir Probe data

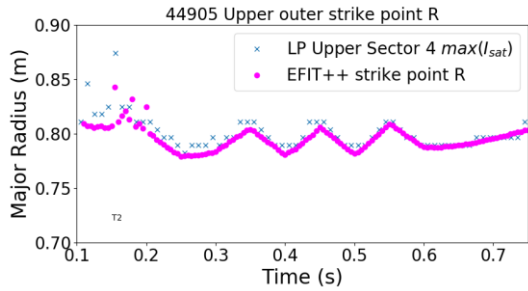
The outer upper strike point from EFIT++ has been compared to the  $\max(I_{\text{sat}})$  at the target as measured by the Langmuir Probe system. Fig. 3 shows the comparison for shot 44905 where the outer strike points were swept in small oscillations on the T2 tile. The strike point reconstructed by the equilibrium is shown to be within 2.5cm of the  $\max(I_{\text{sat}})$  measurements at the target.



**Figure 1** The location of magnetics used in EFIT++ and poloidal flux for shot 44677 at  $t=0.5$  s



**Figure 2** The fractional difference between EFIT++ reconstructed and magnetics measurements of the plasma current for flat-top times for all scenarios ( $I_p=450\text{kA}$ ,  $600\text{kA}$ ,  $750\text{kA}$ ).



**Figure 3. Comparison of the LP peak  $I_{sat}$  flux to EFIT++ strike point R for shot 44905**

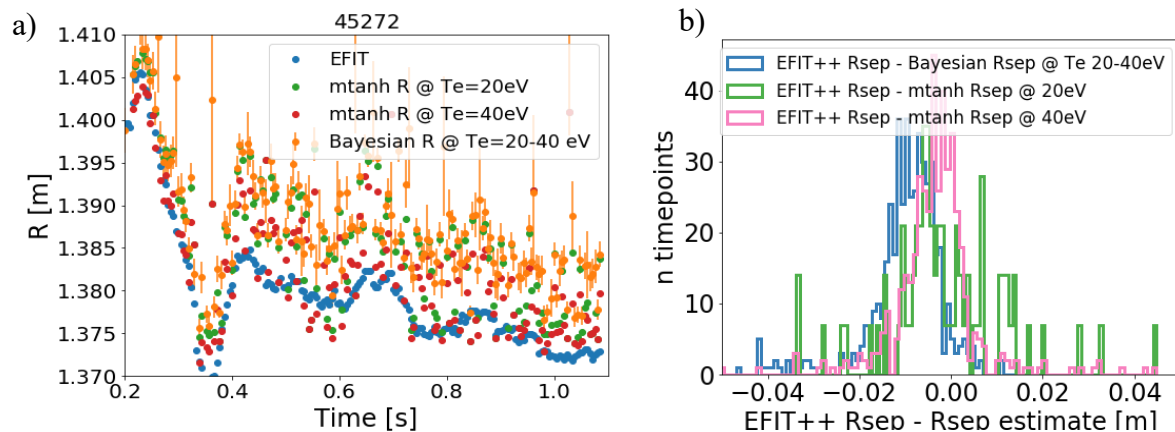
This example is chosen as a comparator because no strike point splitting is observed in this shot and the Langmuir Probe diagnostic has good sensor coverage in this region. It is expected that the difference will be greater for shots where the divertor leg is in Super-X on T4-T5 due to geometrical effects such as toroidal shaping of the outer divertor tiles and physics effects such as ExB drifts.

### Comparison of the Last Closed Flux Surface (LCFS) to electron temperature profiles

The  $T_e$  profiles from the Thomson Scattering (TS) diagnostic have been compared to the outboard LCFS of the magnetics-only equilibrium reconstructions at the line of sight of the TS diagnostic. This comparison has been performed for H-mode inter-ELM times for a selection of shots.

Two methods are used to determine the LCFS location from the TS  $T_e$  profiles. The first is to evaluate R at  $T_e=20\text{eV}, 40\text{eV}$  taken from mtanh fits to the  $T_e$  profiles. From the 2-point model<sup>[4]</sup> the LCFS is expected to be in the range  $T_e=20\text{-}40\text{eV}$  for MAST-U. The second method uses a Bayesian analysis of the TS profiles to give possible pedestal temperature and density profiles. The LCFS location is then determined specifying a uniform distribution between  $T_e=20\text{-}40\text{eV}$ . This gives an estimate and uncertainty that accounts for the LCFS  $T_e$  being any value in that range.

As can be seen in Fig. 4 the EFIT++ LCFS is shown to be within 2cm of the expected LCFS from the TS profiles. A systematic offset of  $\sim 1\text{cm}$  is seen for shots used for this analysis.



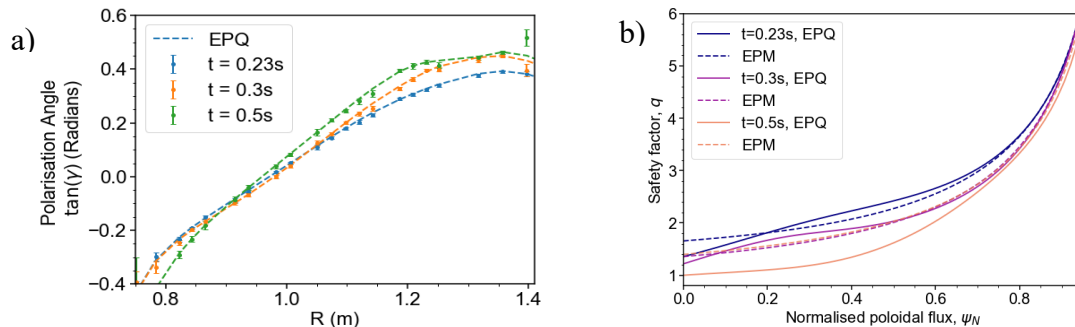
**Figure 4 The LCFS location at  $z=0.015\text{m}$  (the TS line of sight) from EFIT++ compared to R at  $T_e = 20,40\text{eV}$  from mtanh fits to the TS profiles, and the LCFS from the Bayesian analysis for a) an example shot 45272 vs time for inter-ELM times and b) the difference in LCFS across a range of shots and H-mode times.**

## First results of the MSE and magnetics constrained equilibrium

The implementation of a polarisation angle constraint in EFIT++ using data from the Motional Stark Effect (MSE) diagnostic has been demonstrated for MAST-U. MSE provides a measurement of the pitch angle in the plasma.

The MSE and magnetics constrained equilibrium uses spline fits for  $\bar{f}\bar{f}'$  and  $p'$  with 7 knots for  $\bar{f}\bar{f}'$  and 8 knots for  $p'$ . Knot points are clustered towards the LCFS. These settings are chosen to allow sufficient freedom to fit the shape of the polarisation angle data. MSE channels beyond the tangency radius ( $R \sim 0.8\text{m}$ ) and outside of the plasma boundary are excluded.

As can be seen in Fig. 5a) for shot 45272 the reconstructed polarisation angle fits the measured polarisation angle within error bars for the majority of channels. Fig. 5b) shows the effect of the additional pitch angle constraint on the reconstructed  $q$ -profile in comparison to the magnetics only equilibrium reconstructions.



**Figure 5** For shot 45272 a)  $\tan(\gamma)$  measured by the MSE system compared to the EFIT++ reconstructed  $\tan(\gamma)$  for a few times in shot 45272. The majority of channels show agreement within the MSE error bars. b) The  $q$ -profile from the magnetics + MSE constrained equilibrium (EPQ) compared to the magnetics-only equilibrium reconstructions.

## Conclusions

Comparisons of magnetic only equilibrium reconstructions from EFIT++ using MAST-U 1<sup>st</sup> campaign data show good agreement with diagnostic measurements. The inclusion of a polarisation angle constraint from the MSE diagnostic for MAST-U has been demonstrated. Next steps will include further validation of the equilibrium and inclusion of a robust pressure constraint to further improve the accuracy of the reconstructed profiles in the equilibrium.

*This work has been funded by the EPSRC Energy Programme [grant number EP/W006839/1]. To obtain further information on the data and models underlying this paper please contact PublicationsManager@ukaea.uk\*. For the purpose of open access, the author(s) has applied a Creative Commons Attribution (CC BY) licence (where permitted by UKRI, 'Open Government Licence' or 'Creative Commons Attribution No-derivatives (CC BY-ND) licence' may be stated instead) to any Author Accepted Manuscript version arising.*

## References

- [1] Appel, L. C. et al. Comput. Phys. Commun. 223 (2018): 1-17
- [2] G. McArdle, D. Taylor, Fusion Engineering and Design 83 (2008) 188–192.
- [3] J W Berkery et al 2021 Plasma Phys. Control. Fusion 63 055014
- [4] A. Kallenbach et al. Journal of Nuclear Materials 337–339 (2005) 381-385