

UKAEA-STEP-PR(23)06

Helen Brooks, Andrew Davis

# **Scalable Multi-physics for Fusion Reactors with AURORA**

Enquiries about copyright and reproduction should in the first instance be addressed to the UKAEA Publications Officer, Culham Science Centre, Building K1/O/83 Abingdon, Oxfordshire, OX14 3DB, UK. The United Kingdom Atomic Energy Authority is the copyright holder.

The contents of this document and all other UKAEA Preprints, Reports and Conference Papers are available to view online free at [scientific-publications.ukaea.uk/](https://scientific-publications.ukaea.uk/)

# Scalable Multi-physics for Fusion Reactors with AURORA

Helen Brooks, Andrew Davis



# Scalable Multi-physics for Fusion Reactors with AURORA

H. Brooks<sup>1</sup>, A. Davis<sup>1</sup>

<sup>1</sup> United Kingdom Atomic Energy Authority, Culham, Abingdon, United Kingdom

E-mail: [helen.brooks@ukaea.uk](mailto:helen.brooks@ukaea.uk)

29 April 2022

**Abstract.** To support the design of fusion reactors for energy production, there is an urgent need to develop multi-physics software tools capable of modelling critical tokamak components as a single cohesive whole. Although some loosely-coupled physics tools do exist, these lack fidelity and will fundamentally fail to capture any closed-loop feedback effects between separate physics modules.

To address this need, we introduce a new open-source code: AURORA: A Unified Resource for OpenMC (fusion) Reactor Applications. Anticipating the need for high-fidelity simulation of complex physics and geometry mandates the need to target high performance computing (HPC) from the outset. AURORA has been built upon two demonstrably scalable open-source codes: MOOSE for the provision of finite element analysis and OpenMC for Monte Carlo neutron transport.

In this application, the heat deposited by neutrons is calculated by OpenMC and tallied upon an unstructured mesh, providing a source term for transient heat conduction and thermal expansion. MOOSE calculates the corresponding change in temperature and density on the same mesh, whereafter local temperature and density regions are defined via binning in these variables. Finally these regions are updated within OpenMC as new materials having modified nuclear cross sections. The procedure is subsequently iterated until a desired stopping condition is reached.

We present some qualitative results as a proof-of-concept demonstration of AURORA. We further demonstrate that there is no measurable degradation in shared-memory performance arising from wrapping OpenMC in a MOOSE application. While AURORA should provide utility as a standalone tool for coupled thermo-mechanical and neutronics analyses, we view it as a first step towards our ultimate goal of having a single suite capable of capturing non-trivial couplings between the many disciplines - encompassing in addition fluid dynamics, electromagnetism, materials science and chemistry - involved in the simulation of a tokamak.

*Keywords:* Multi-physics, neutronics, HPC

Submitted to: *Plasma Phys. Control. Fusion (Special Issue on High Performance Supercomputing (HPC) in Fusion Research 2021)*

## 1. Introduction

Driven by the worldwide challenge to tackle climate change, the technology to develop commercial magnetic confinement fusion power plants is presently accelerating. Going beyond academic questions regarding the feasibility of energy production, the commercial industry is also concerned with the financial viability of electricity generation from such devices. One consequence of this is a move towards more compact designs, with the UK government program favouring a spherical (low aspect-ratio) tokamak [1], targeting delivery of a prototype in 2040. Despite the scientific case being informed by results from the MAST-U experiment [2], the spherical topology is less well-explored than conventional aspect-ratio tokamaks such as ITER [3] and DEMO [4].

The enormity of the engineering challenge goes beyond matters of plasma stability. Even from a reductionist standpoint that treats the plasma as a source of heat and particles, one must simultaneously consider the transient thermal-mechanical response of the device in the presence of electromagnetic fields, turbulent fluid flows, and material degradation induced by effects such as thermal-cycling, irradiation-induced dislocations, nuclear transmutations, and tritium embrittlement.

Indeed, the fusion environment presents some of the most extreme conditions to which materials may be subjected. For example, toroidal magnetic fields in ITER can reach values of 12 T and leading to circumferential tension of order 100 MN [3]. Meanwhile, plasma-facing components will experience neutron heat loads of  $\gtrsim 0.5 MW m^{-2}$  with temperatures reaching as high as 650C. Taken in combination, such conditions will push traditional engineering simulation tools outside their validation regimes. Data generated by testing facilities such as HIVE [5] and CHIMERA [6] will to some extent alleviate this dearth of information. However, given the short time-frames over which the technology will be developed, it is likely that much engineering analysis will be need to done in-silico; there is therefore an urgent need to develop software in support of this effort.

Already there exist tools which by utilising both physical and empirical bounds can produce optimised and self-consistent parametric computer-assisted design (CAD) models for a given a qualitative concept [7, 8]. These tools target high-throughput computing and the generated CAD models necessarily lack fidelity, with volumes constituting space allocation rather than resolving detailed components. Furthermore physics models are integrated only weakly, so there is no opportunity to capture the effect of feedback. Although this class of software plays an essential role in quickly constraining the available design space and pinpointing principle parameters, it cannot provide a replacement for the type of high-fidelity engineering analysis which must also be performed to fully characterise a given component's physical behaviour. It is incumbent upon fusion engineers to aspire towards fully-holistic modelling of the entire device surrounding a fusion plasma, in which all relevant physical domains are tightly-coupled such that the impact of feedback between them may be captured.

Specifically what is required is a multi-physics and - given the diversity of physics which must be represented - a multi-scale approach. Ultimately this will constitute the creation of digital twins: virtual replica of components capable of describing the fully transient response to a set of initial conditions. Once further combined with uncertainty quantification, this will provide confidence in the predictive capabilities of engineering simulation, and assurance that a given design will be fit for purpose.

The digital twinning of an entire tokamak is commonly projected to be an exascale endeavour: it is not dissimilar to the challenge of modelling small modular reactors in fission where equivalent projections have already been established [9]. It is also generally accepted that traditional tools employed in computer-assisted engineering (CAE) workflows do not scale well even beyond tens of compute cores, let alone the many thousands which will surely be required. Thus even if exascale

resources were already commonly accessible, the currently available software would not be sufficiently mature to be capable attaining such levels of performance. It should be apparent then that there is a need to develop highly-scalable and multi-physics engineering simulation software tools that are capable of modelling highly complex fusion-relevant components. As a medium-term goal it is appropriate to target components such as breeder blankets, divertors and magnets. Not only are these systems critical to the functioning of a tokamak, but also encompass all areas of essential physics, namely neutronics, thermodynamics, solid mechanics and contact, electromagnetism, fluid dynamics, material damage, and tritium production. †

Given the need for rapid development it is natural for any new code to take advantage of existing packages where these are available since this considerably reduces the human resource - and thus cost - of the process. In considering which dependencies are acceptable, it is necessary to consider that any software developed must adhere to the following requirements. First, it must be sufficiently user-friendly so as to be easily incorporated into existing workflows. Secondly, since we cannot anticipate exactly what supercomputing hardware will be available in future, the software must be portable between architectures. For example, it would not be appropriate to tailor performance to a specific compiler or chipset at the sacrifice of poor performance on a different system. Thirdly, the fusion industry will be a regulated environment, therefore it will be necessary to comply to a certain standard of quality (including for example testing suites, continuous integration and documentation). Finally, since the development process will indubitably occur over many years, dependencies must be well-maintained and easily extensible. All these requirements strongly motivate taking an open-source approach.

As a first step towards developing scalable, open-source, multi-physics software for fusion engineering analysis, we present a new code AURORA [11]: “A Unified Resource for OpenMC (fusion) Reactor Applications”. This application has been developed to couple neutron transport calculations provided by OpenMC [12, 13] to the native heat conduction and tensor mechanics modules provided in the MOOSE finite-element framework [14, 15]. This coupling is motivated by the fact that neutron-nuclide interaction cross sections depend upon both the temperature and density of the material. Both of these quantities are however influenced by heat deposited by the neutrons themselves: a temperature increase is driven by conduction from the heat source, and density changes occur via thermal expansion. It is thus desirable to capture these effects within the neutron transport calculations.

The format of the paper is as follows. In section 2 we describe the implementation of AURORA, providing details on dependencies, algorithmic methodology and verification. In section 3 we first present some results which demonstrate the current capabilities of AURORA in the case study of a helium-cooled pebble bed breeder blanket. In addition we present an analysis of the shared-memory parallel performance of AURORA as compared to OpenMC. Finally we summarise and provide an outlook in section 4.

## 2. Implementation of AURORA

### 2.1. Dependencies

As already noted, AURORA is built upon two primary dependencies: MOOSE for finite element analysis and OpenMC for neutron transport. MOOSE itself is implemented using libMesh [16] for the encapsulation of mesh and finite element data and PETSC [17, 18] for the solution of discretised partial

†We do not anticipate performing a multiscale simulation of the plasma itself, which already constitutes an exascale problem [10], instead treating it rather as a source of heat and particles upon the surrounding structure.

differential equations. It is highly performant, with parallel scalability having been demonstrated to in excess of 32,000 cores [14].

There are numerous alternative open source libraries available for finite element analysis; these include deal.ii [19], DOLFIN [20], DUNE [21], MFEM [22,23] and Nektar++ [24]. These options were evaluated in [25] on numerous criteria including performance, portability, extensibility, and support. MOOSE was found to demonstrate competitive, although not necessarily maximal, performance with respect to both memory usage and parallel scalability. However, in the context of all criteria it was found to be the best all-round contender. To be more specific, MOOSE provides numerous native physics modules, and the syntax is such that implementing new kernels is essentially trivial. These features significantly reduce the time cost to set up and validate a problem. Extensive documentation and example usage is available, and community support is actively provided. Furthermore, MOOSE employs extensive testing and continuous integration to conform to the American Society of Mechanical Engineers' software quality standard NQA-1 [26].

OpenMC is a modern, open source Monte Carlo particle transport code. Other well-established Monte Carlo transport codes exist (such as MCNP [27], Tripoli-4 [28], and Serpent [29]) but these require licenses for use and therefore do not meet our requirements. Like MOOSE, OpenMC has also demonstrated parallel scalability, and provides documentation and support. OpenMC implements a stochastic solution to the neutron transport equation using generation of successive batches of particle histories; particles are tracked through geometries represented in terms of cells (volumes) enclosed by surfaces. Quantities of interest (such as flux and heat deposition) may be estimated via tallies by scoring tracks or collisions globally or in a local region. Filters are used to specify the domain over which particles are scored, with possibilities including material, energy or mesh element. Unstructured mesh-filter tallies are supported either via the library MOAB [30,31] or more recently, libMesh.

Geometries in OpenMC may be represented in one of two ways. Natively, OpenMC supports constructive solid geometry, where cells are the negative or positive space generated from the intersection of one or more first- or second-order analytic surfaces. Particle transport upon more complex geometries that may be represented only using CAD may be supported using DAGMC [32], whereby surfaces are faceted into a triangle surface mesh using MOAB, and particle tracking through the enclosed volumes is performed using ray-tracing algorithms.

## 2.2. Methodology

AURORA is organised into a driver application, intended to perform finite element analysis, and a sub-application in which calls to the OpenMC C++ API are directly invoked. This structure, with the addition of key data objects and the interactions between them is depicted in fig. 1. It is possible to run the sub-application as a standalone, which is equivalent to performing a single run of OpenMC; this feature is also useful for verification purposes, and we take advantage of it in section 3.2 for performance comparisons.

For normal usage, a user should specify a transient system of equations for the variables of interest (anticipated to be temperature and displacements) via MOOSE's `Variable` and `Kernel` systems to solved by the driving application. For the case of heat conduction, the relevant partial differential equation is simply:

$$-\nabla \cdot (k\nabla T) + \rho c_p \frac{\partial T}{\partial t} - \dot{q} = 0 \quad (1)$$

where  $T$  is the temperature,  $k$  is the thermal conductivity,  $\rho$  is the density,  $c_p$  is the specific heat capacity, and  $\dot{q}$  is a volumetric heat source, anticipated to arise from neutron energy depositions. In this case the user might use the MOOSE kernels `ADHeatConduction`, `ADHeatConductionTime`, and



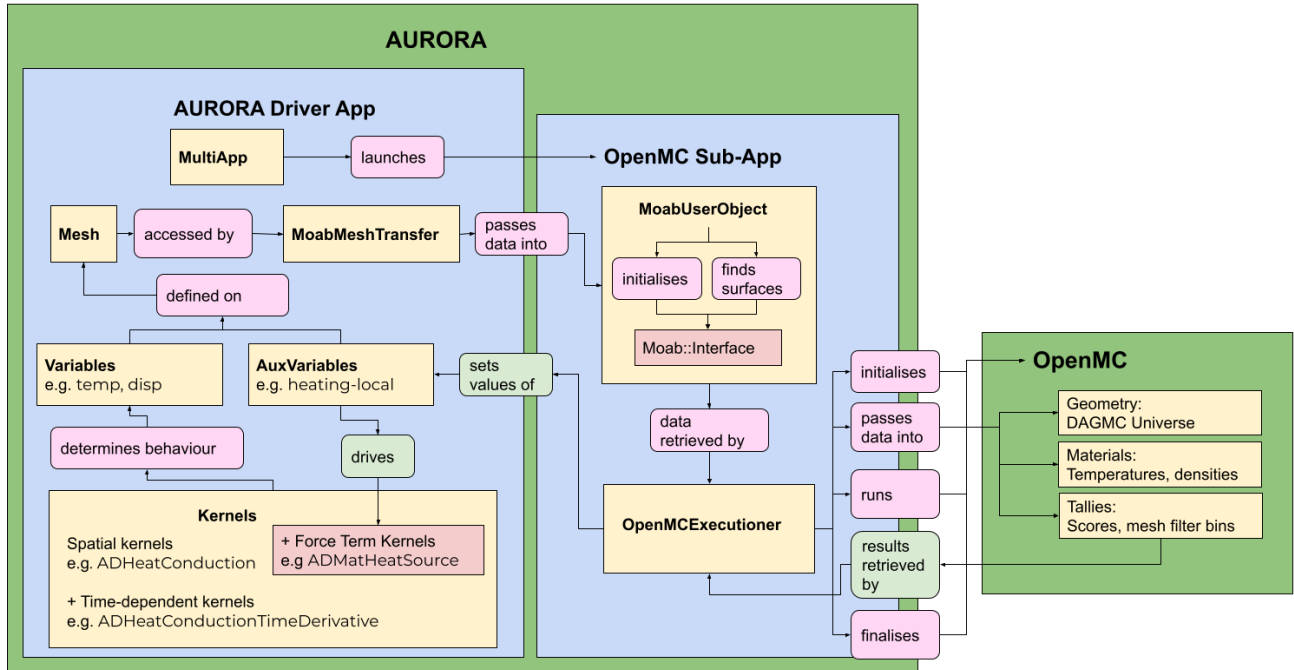


Figure 1: Flow chart depicting the organisation and flow of data between AURORA and OpenMC. Top level-applications are shown in dark green; important data objects are shown in yellow; interactions between objects are shown in pink (for information flow within or from AURORA) and light green (for information flow from OpenMC). Arrows indicate the directionality of information.

ADMatHeatSource. However, the formulation in MOOSE is completely flexible and the user must determine what physics is of interest.

The starting geometry upon which the variables are solved is represented by an unstructured tetrahedral mesh, that is in read from file in ExodusII format [33] (as is standard for MOOSE applications). This must be accompanied by a DAGMC surface mesh file of the same geometry in HDF5 format for the initial set-up of OpenMC<sup>‡</sup>. Within the sub-application, the mesh data is converted into a MOAB representation and used to initialise a mesh-filter tally in OpenMC. In this conversion there is a one-to-one mapping of nodes and elements.<sup>§</sup>

For every score the user wishes to tally upon the mesh in OpenMC (such as neutron heating), they will specify an **AuxVariable** in the MOOSE input card into which they wish the data to be stored. Once initialised, OpenMC is subsequently run and the requested scores are evaluated. Since the mesh-filter tally has a direct correspondence with the MOOSE mesh, each score may be directly retrieved and stored in the corresponding **AuxVariable** in the driver application. These auxiliary variables may now be used to interact with other MOOSE objects; in particular the heat source in eq. (1) may be defined.

After each time step in MOOSE, having solved for temperature and optionally displacements (and consequently, relative density), mesh elements are sorted by their results into user-defined bins. Each material region may thus be split into local regions of approximately fixed temperature and density

<sup>‡</sup>The need for this initial surface mesh file is somewhat redundant as it could be generated from the ExodusII file; for improved usability and consistency, we intend to eliminate this step in future.

<sup>§</sup>We intend to support the more-recently added libMesh unstructured mesh-filter tallies in future, which will avoid duplication of the mesh.

(and hence constant nuclide cross sections). The outer surfaces of these local regions is obtained through MOAB's so-called "skinning" operation. A new DAGMC instance is initialised with the resulting surfaces and volumes, with the updated geometry and material properties being passed into OpenMC. In addition, where the mesh has been displaced, the unstructured mesh tally is also updated. OpenMC is re-run and the scores are obtained for the updated materials and geometry.

This procedure may be iterated for as many time-steps as is desirable or until a stopping criterion is reached. Again, since MOOSE is a flexible tool, such a criterion should be specified by the user according to the analysis they wish to perform. For example, one might wish to stop when a component reaches a certain maximum temperature, or one might wish to run until steady state is detected. We refer the reader to the MOOSE documentation (which may be found at <https://mooseframework.inl.gov/>) for more details.

### 2.3. Verification

Both MOOSE and OpenMC are already independently verified and validated. It is beyond the scope of this work to perform a comprehensive review of the literature here, but for example, the validation of the fuel-performance MOOSE-application BISON, which makes extensive use of the heat conduction and tensor mechanics modules, is described in [34]. Validation of OpenMC was described in [13], and an up-to-date list of benchmarks are maintained in the documentation (<https://docs.openmc.org/en/stable/publications.html>).

What is primarily needed in addition to this is the *verification* that the wrapping of OpenMC and the identification of new materials surfaces is correct implemented. This has been ensured via a suite of unit and integration tests which are automatically run as part of continuous integration. At the time of writing, there are 55 tests in the suite, so it is not possible to provide details of every single test, however we review some of the most important checks.

The instantiation of mesh is verified by comparing the number of nodes, elements, and topological features such as volumes and surfaces and the relationships between them to known values. We verify that for known (parametric) spatial distributions of temperature and density, the number of new DAGMC surfaces and volumes constructed, and the metadata associated with them, is correct. We ascertain that prior to normalisation the results for scores obtained in every mesh element are identical to that in OpenMC run alone, by comparing the relative absolute difference to a numerical tolerance of  $1 \times 10^{-9}$ . This is checked for a range of scores, upon both first and second order meshes. We ensure that when the mesh has been deformed through thermal expansion, the change in volume of mesh elements is consistent with that reported by MOOSE postprocessors.

There remains an outstanding task to *validate* how accurately the coupling algorithm described in section 2.2 will describe the thermo-mechanical response of a component subject to the fusion levels of neutron irradiation. However, the identification of a suitable experimental dataset for such a validation is in itself a challenge since as noted by the UK Fusion Materials Roadmap [35] there is no global source of neutrons which will replicate the conditions anticipated in future fusion reactors. Until a suitable neutron source becomes available, it will be necessary to employ creativity in finding alternative sources of data. We therefore postpone such a study to future work; this is reflected the versioning of AURORA using the convention MAJOR:MINOR:PATCH and incrementing the major version to exceed 0 only when such a validation has been completed.

### 3. Results

#### 3.1. Demonstration: Helium-Cooled Pebble Bed Breeder Blanket

As a proof-of-concept demonstration we consider a section of a DEMO-like Helium Cooled Pebble Bed (HCPB) breeder blanket [36, 37]. The geometry comprises tritium breeder pins surrounded by a neutron-multiplier material in a hexagonal arrangement, and a steel support structure. The breeder pin material is taken to be Lithium Orthosilicate ( $\text{Li}_4\text{SiO}_4$ ) and the neutron-multiplier material is taken to be lead (Pb). The physical dimensions of the model are  $1.4 \times 0.8 \times 0.1\text{m}^3$ ; the tetrahedral mesh used for finite element analysis has  $1.6 \times 10^5$  degrees of freedom.

The initial temperature is taken to be  $293.15\text{K}$ ; we employ heat flux boundary conditions on the surfaces to cooling channels to emulate fluid modelling. The heat transfer coefficients are taken to be  $309\text{Wm}^{-2}\text{K}^{-1}$  and  $7.8\text{Wm}^{-2}\text{K}^{-1}$  on the innermost and outermost cooling channel surface boundaries respectively. The neutron source was distributed uniformly in the  $x - z$  plane at  $y = 0.88\text{m}$  between  $x = \pm 0.7\text{m}$  and  $z = \pm 0.07\text{m}$ , having a fixed strength of  $10^{17}\text{s}^{-1}$ ; the energy distribution spectrum was unchanged relative to default settings, and is given by a Watt spectrum.

A transient analysis for the model was performed with AURORA across 1000s in time-steps of 30s. To attain reasonable Monte Carlo convergence, 200 batches of  $5 \times 10^6$  particle histories were used. In this preliminary study, we did not consider displacements of the mesh, therefore the density of materials is constant. For simplicity, we have also run with photon transport turned off, and the heating was tallied using the `heating-local` score in OpenMC which assumes the energy from photons is deposited locally [38].

In fig. 2 we show a visualisation of some representative results corresponding to the final time-step. The neutron flux, volumetric neutron heat, tritium production, scored by OpenMC and normalised by the source strength in AURORA are shown in figs. 2a, 2b and 2d respectively. The relative error in the OpenMC scores varies across the geometry, ranging from 0.1 – 13% for the neutron flux and 0.2 – 48% for the heating (with the highest uncertainties corresponding to the innermost corner of the geometry with the lowest flux); the relative uncertainty for tritium production is at a level of 1% in the breeder pin, but as high as 100% in the surrounding material, and thus should be interpreted as an order of magnitude only. No variance reduction techniques were employed here, which would be necessary to achieve better convergence. We note that these results are intended to be simply a demonstration of the software, and should not be interpreted as a realistic physics analysis; we therefore refrain from any quantitative post-processing of the results. However we can make some qualitative comments.

The neutrons do not propagate far into the component, primarily depositing heat on the innermost volumes, with both scores falling off rapidly with depth. By design, tritium is produced predominantly in the breeder pins, falling by 8 orders of magnitude crossing into the adjacent material. The temperature, superimposed with a slice through the DAGMC material surfaces to reveal the temperature contours, is shown in fig. 2d. The steel support structures having high thermal conductivity and being closest to the cooling surfaces remain at a relatively constant temperature, while the pins heat up, displaying a fairly linear temperature gradient. Correspondingly several new “material” boundaries are created in the pins.

The precise impact of the temperature feedback upon the neutron transport calculation depends on numerous factors: the choice of nuclear data selected; the method of temperature treatment within OpenMC (interpolation or windowed multipole); the nuclide composition of selected materials; the incident neutron energy spectrum. Enabling a systematic study of these effects is precisely the purpose of AURORA, but was beyond the scope of this initial work; however this will be a priority for future work.

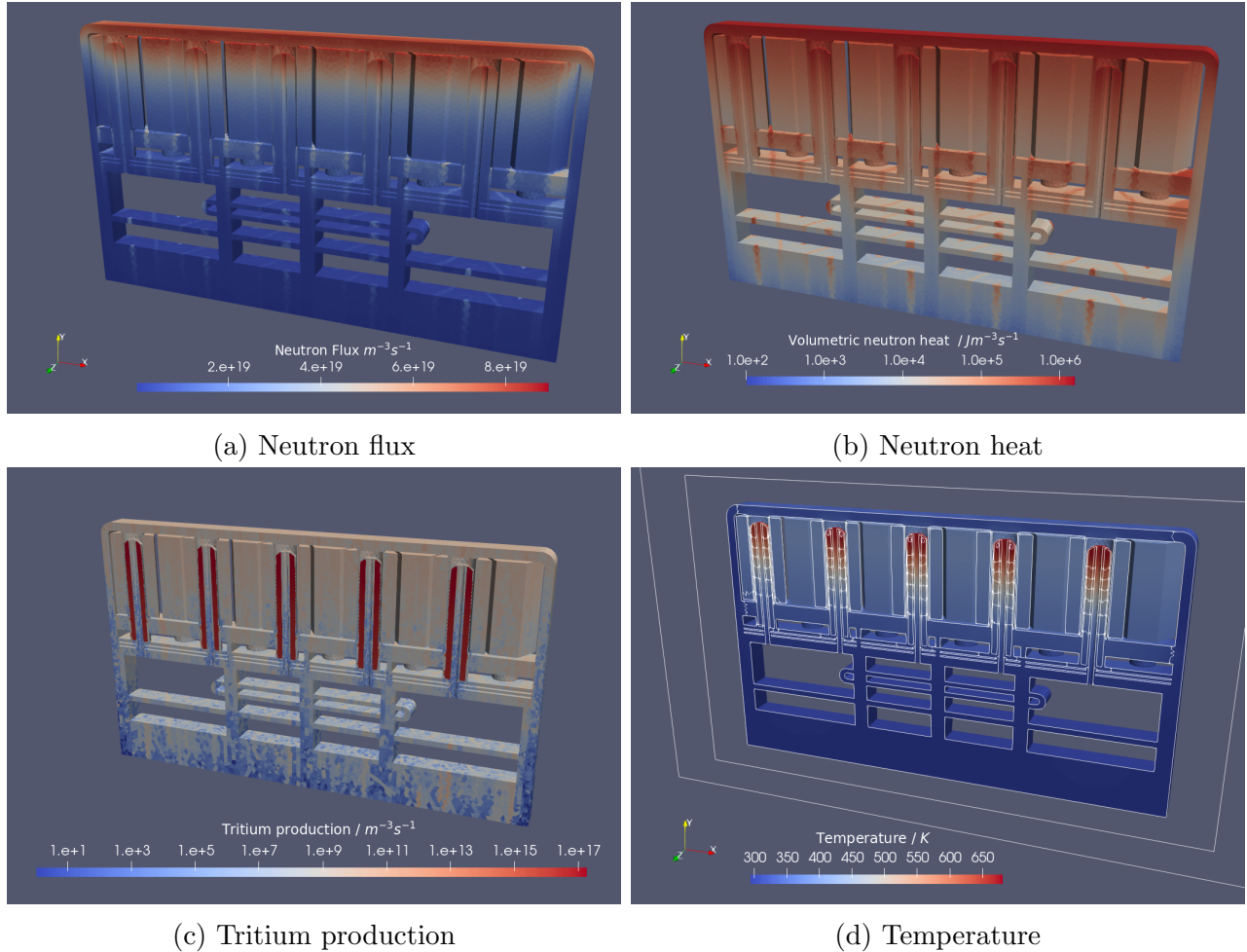
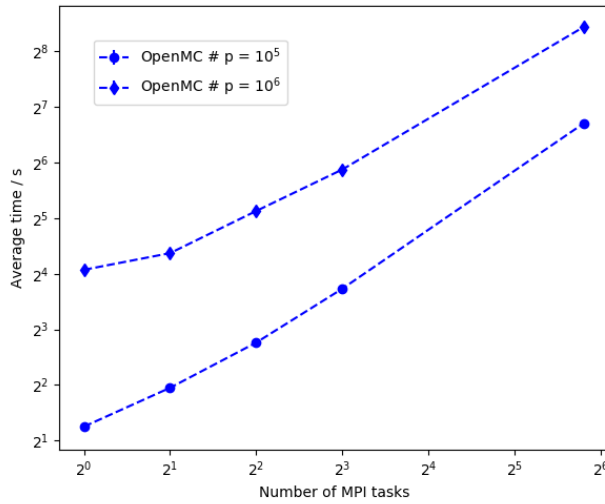


Figure 2: Representative AURORA results for the HCPB breeder blanket model at  $t=1000s$  visualised with Paraview [39].

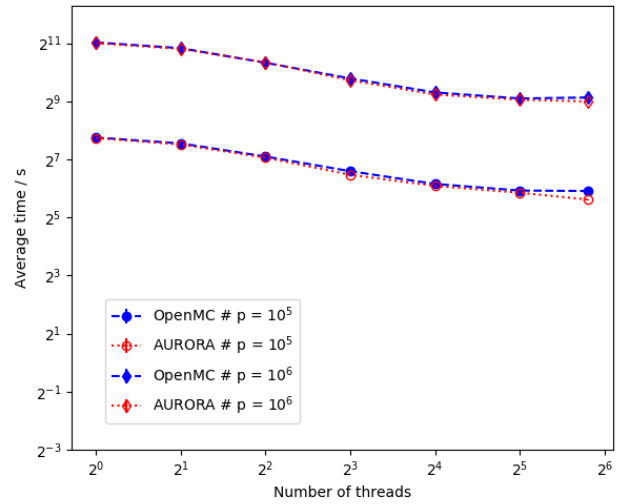
### 3.2. Shared-memory Parallel Performance

OpenMC and AURORA support both task-based (MPI) and shared-memory (OpenMP) parallelism. OpenMC scales better with threads, a statement we justify later, so in this section we investigate the shared-memory parallel performance attained by AURORA as compared to OpenMC. To obtain a more direct comparison, only the sub-application wrapping OpenMC was run; this nevertheless includes conversion of mesh data from libMesh to MOAB, plus both the construction and results extraction of the mesh-filter tally, therefore constituting a non-trivial comparison.

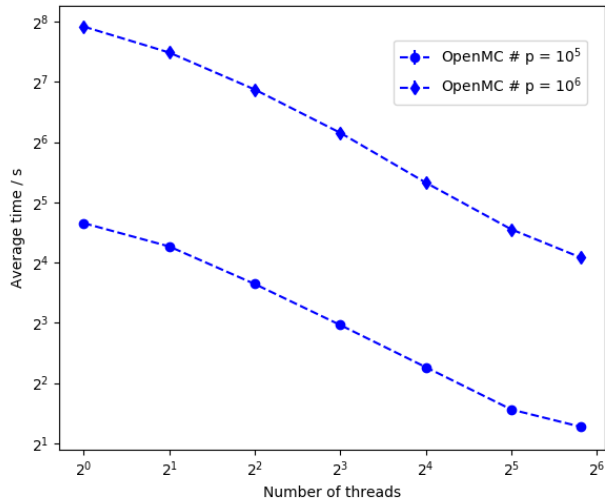
Results were obtained by running on a single Cascade Lake node of the Peta4 supercomputer at the Cambridge Service for Data Driven Discovery (CSD3), each node having 56 CPU. Use of a single node ensures isolation from the impact of inter-node communication. Irrespective of MPI tasks and OpenMP threads used, the entire node was reserved to achieve stable timings. The C++ compiler used was gcc 7.2; the MPI provider was OpenMPI 3.1.3. MPI tasks were launched with the option `--bind-to none`, and the following OpenMP environment variables were set: `OMP_PROC_PLACES=cores` and `OMP_PROC_BIND=close`. For these initial studies, OpenMC transport was performed upon a toy geometry that was quite small, consisting of only 2 non-void volumes; the volume mesh has only  $\sim 10^5$



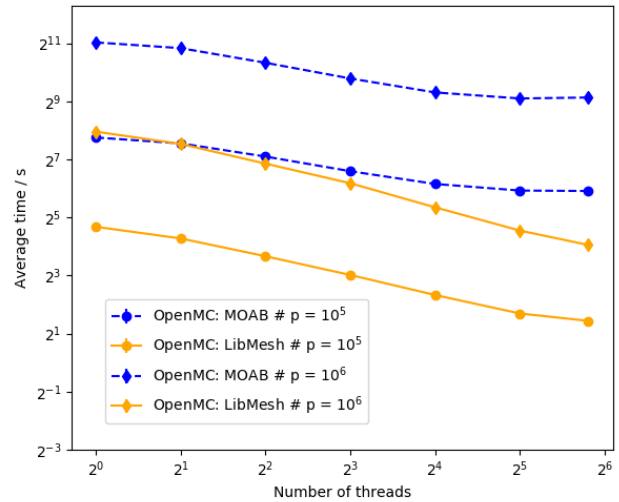
(a) OpenMC total application run-times without mesh tallying for fixed total number of processes equaling 56 (MPI tasks multiplied by threads per task).



(b) Comparison of total application run-times between OpenMC and AURORA sub-application.



(c) OpenMC total application run-times without mesh tallying with pure shared-memory parallelism.



(d) Comparison of OpenMC total application run-times using libMesh and MOAB for mesh tallying.

Figure 3: Plots of total application run time for OpenMC and the AURORA sub-app for increasing numbers of MPI tasks a and threads c-b.

tetrahedral mesh elements and the surface mesh has  $\sim 2000$  facets. In all cases, timing results were obtained by averaging over 10 identical runs. In each run there were 10 batches of either  $10^5$  or  $10^6$  particle histories .

Each particle history in a given batch is independent, so particle numbers can be split equally between the available processes and threads. Therefore, OpenMC should in principle be embarrassingly parallel. In practice, there are operations which cannot be parallelised such as

initialisation and communication, and given the smallness of problem size we are especially sensitive to impact of this. It is certainly notable from fig. 3a that for a *fixed* total number of processes (i.e.  $\{\text{MPI tasks}\} \times \{\text{threads per task}\} = 56$ )  $\dagger\dagger$  the total application run time increases with number MPI tasks, presumably arising from increased communication. We subsequently now restrict our considerations to a pure shared-memory parallelism.

From fig. 3b we conclude that AURORA can reproduce the application times of OpenMC across numerous threads i.e. the wrapping of OpenMC within a MOOSE application does not introduce any significant overheads. This provides confidence that any future acceleration of OpenMC may be leveraged directly in AURORA. It is notable however, that the scaling demonstrated in fig. 3b is far from ideal. We can in part account for this however. In fig. 3c total application times for pure particle-transport runs, namely in the absence of scoring any mesh tallies, are shown as a function of threads. Although still not ideal, there is a vast improvement in scalability.

Therefore it is the scoring of an unstructured mesh tally using MOAB that dramatically increases runtimes and reduces scalability. However as can be observed in fig. 3d, when instead the meshing library used is libMesh, run times are more reasonable, resembling much more closely the scaling seen in the purely particle transport results of fig. 3c.

AURORA does not yet support libMesh mesh-tallying since it was not available at the time of development, however there is clearly strong motivation to support this in future, since it would likely result in an immediate performance improvement. Furthermore, this would reduce, although not completely remove, dependence upon MOAB: it would still be required for skinning and as a DAGMC dependency until such a time as alternatives for these become available. With this in place it will be possible to tackle larger problems which require splitting across multiple nodes. Finally, we note that OpenMC has been shown to demonstrate weak scaling to many thousands of cores [13] for the Hoogenboom benchmark [40]; while admittedly this involved a CSG geometry of a fission reactor core, we do not anticipate significant issues in tackling more realistic problems for fusion.

## 4. Summary and Outlook

To support engineering design and analysis of fusion reactors there is an urgent need to develop scalable software tools for multi-physics and multi-scale simulation. Our new code AURORA represents a first step towards this goal, focusing on tightly-coupled neutronics and thermomechanics. To facilitate a rapid development that is also portable, extensible and maintainable, we take an open-source approach. We have selected dependencies that are user-friendly, community-driven and maintained to high software quality standards: the MOOSE framework for finite element analysis and application organisation, and OpenMC with particle-tracking on generic CAD models enabled by DAGMC. We have shown some proof-of-concept results for a HCPB breeder blanket model to demonstrate current capabilities. Furthermore we have demonstrated that no significant overheads result from the wrapping of OpenMC in a MOOSE application.

Already AURORA constitutes a powerful standalone tool that can be used to investigate the impact of temperature and density upon neutron transport and vice versa. Indeed, a more involved study on this topic will be a priority for future work. However, also currently under development at <https://github.com/aurora-multiphysics> are a suite of other tools, currently encompassing tritium transport (Achlys), electromagnetism (Apollo, Hephaestus), turbulent fluid dynamics (Proteus) and fast ions (Phaeton).

The advantage of retaining a modular organisation permits each tool to be first validated

$\dagger\dagger$ For example,  $\#\text{MPI} = 1 \Rightarrow \#\text{threads} = 56$ ;  $\#\text{MPI} = 2 \Rightarrow \#\text{threads} = 28$  etc.

independently. By developing these tools within a common framework it should be possible to ultimately combine them into a unified multi-physics simulation environment for fusion reactor modelling. Through its use of multi-apps, MOOSE makes the nesting of applications trivial. In some cases it may be necessary to offload to an external solver such as MFEM [22,23] as in the case of Hephaestus, or invoke external models for provision of additional sources of heat and particles, such as ASCOT [41] in Phaeton; however, such procedures will always occur within the context of a Picard iteration.

In the near-term future, studies of interest may include a coupling to fluid dynamics to investigate the impact of neutronics on cooling (and vice versa). In addition, scores of tritium production can already be digested by Achlys to perform transport and trapping modelling, thereby enabling an investigation on the impact of temperature on tritium breeding.

In pursuit of high performance, an immediate improvement is likely possible by the addition of support for the recently implemented libMesh unstructured mesh tallies in OpenMC. To attain more nuanced performance improvements it will first be necessary to perform systematic benchmarking with larger problems having more mesh elements and simulating greater numbers of particles. For models of extreme size these will need to be distributed across multiple compute nodes and employ hybrid parallelism.

Going forwards, one of the biggest challenges faced in the development of multi-physics software for fusion will be the identification of validation scenarios that probe the extreme regimes where tight coupling is necessary. Facilities such as HIVE and CHIMERA, and will provide invaluable sources of data, and digital twinning of these devices will constitute an important milestone. The validation of scenarios involving neutronics tightly-coupled to other physics is especially challenging due to the lack of neutron data at fusion energies and fluxes; it will be necessary to identify alternative sources of data, such as those in high-energy physics and nuclear fission.

## Acknowledgments

This work has been funded by STEP, a UKAEA programme to design and build a prototype fusion energy plant and a path to commercial fusion. We would like to acknowledge Sergio Sádaba, Sara Haouala, Rodrigo Herrero (IDOM Nuclear Services) for providing the CAD model of the HCPB blanket used to generate results.

## References

- [1] UK Government, Department for Business, Energy and Industrial Strategy 2021 Towards fusion energy: the UK fusion strategy <https://www.gov.uk/government/publications/towards-fusion-energy-the-uk-fusion-strategy>
- [2] UK Government 2021 First results from UK experiment point to a solution to one of fusion's hottest problems <https://www.gov.uk/government/news/first-results-from-uk-experiment-point-to-a-solution-to-one-of-fusions-hottest-problems>
- [3] 2001 *Summary of the ITER Final Design Report (ITER EDA Documentation Series no 22)* (Vienna: INTERNATIONAL ATOMIC ENERGY AGENCY) URL <https://www.iaea.org/publications/6442/summary-of-the-iter-final-design-report>
- [4] EUROfusion 2018 European Research Roadmap to the Realisation of Fusion Energy [https://www.eurofusion.org/fileadmin/user\\_upload/EUROfusion/Documents/2018\\_Research\\_roadmap\\_long\\_version\\_01.pdf](https://www.eurofusion.org/fileadmin/user_upload/EUROfusion/Documents/2018_Research_roadmap_long_version_01.pdf)
- [5] Hancock D, Homfray D, Porton M, Iain Todd B W, Bamber R, Flinders K, Jepson P, Lewtas H and Robinson H 2018 Testing advanced divertor concepts for fusion power plants using a small high

- heat flux facility uKAEA-CCFE-PR(18)33 URL <https://scientific-publications.ukaea.uk/wp-content/uploads/Preprints/UKAEA-CCFE-PR1833.pdf>
- [6] Barrett T R, Carrelli C, Grant T, Kovari M, Mantel N, Muir A and Surrey E 2020 *IEEE Transactions on Plasma Science* **48** 1432–1438
- [7] Kovari M, Kemp R, Lux H, Knight P, Morris J and Ward D 2014 *Fusion Engineering and Design* **89** 3054–3069 ISSN 0920-3796 URL <https://www.sciencedirect.com/science/article/pii/S0920379614005961>
- [8] Coleman M and McIntosh S 2019 *Fusion Engineering and Design* **139** 26–38 ISSN 0920-3796 URL <https://www.sciencedirect.com/science/article/pii/S0920379618308019>
- [9] Merzari E, Fang J, Shaver D, Lan Y H, Min M, Fischer P, Rahaman R and Romano P 2020 Initial full core SMR simulations with NekRS Tech. Rep. ANL-20/72, Argonne National Laboratory ,
- [10] Suchyta E, Klasky S, Podhorszki N, Wolf M, Adesoji A, Chang C, Choi J, Davis P E, Dominski J, Ethier S, Foster I, Germaschewski K, Geveci B, Harris C, Huck K A, Liu Q, Logan J, Mehta K, Merlo G, Moore S V, Munson T, Parashar M, Pugmire D, Shephard M S, Smith C W, Subedi P, Wan L, Wang R and Zhang S 2022 *The International Journal of High Performance Computing Applications* **36** 106–128 URL <https://doi.org/10.1177/10943420211019119>
- [11] Brooks H and Davis A <https://github.com/aurora-multiphysics/aurora>
- [12] Romano P K, Horelik N E, Herman B R, Nelson A G, Forget B and Smith K 2015 *Annals of Nuclear Energy* **82** 90–97 ISSN 0306-4549 joint International Conference on Supercomputing in Nuclear Applications and Monte Carlo 2013, SNA + MC 2013. Pluri- and Trans-disciplinarity, Towards New Modeling and Numerical Simulation Paradigms URL <https://www.sciencedirect.com/science/article/pii/S030645491400379X>
- [13] Romano P K and Forget B 2013 *Annals of Nuclear Energy* **51** 274–281 ISSN 0306-4549 URL <https://www.sciencedirect.com/science/article/pii/S0306454912003283>
- [14] Permamm C J, Gaston D R, Andrš D, Carlsen R W, Kong F, Lindsay A D, Miller J M, Peterson J W, Slaughter A E, Stogner R H and Martineau R C 2020 *SoftwareX* **11** 100430 ISSN 2352-7110 URL <http://www.sciencedirect.com/science/article/pii/S2352711019302973>
- [15] Gaston D R, Permamm C J, Peterson J W, Slaughter A E, Andrš D, Wang Y, Short M P, Perez D M, Tonks M R, Ortensi J, Zou L and Martineau R C 2015 *Annals of Nuclear Energy* **84** 45–54
- [16] Kirk B S, Peterson J W, Stogner R H and Carey G F 2006 *Engineering with Computers* **22** 237–254 <https://doi.org/10.1007/s00366-006-0049-3>
- [17] Balay S, Gropp W D, McInnes L C and Smith B F 1997 Efficient Management of Parallelism in Object Oriented Numerical Software Libraries *Modern Software Tools in Scientific Computing* ed Arge E, Bruaset A M and Langtangen H P (Birkhäuser Press) pp 163–202
- [18] Balay S, Abhyankar S, Adams M F, Benson S, Brown J, Brune P, Buschelman K, Constantinescu E M, Dalcin L, Dener A, Eijkhout V, Gropp W D, Hapla V, Isaac T, Jolivet P, Karpeev D, Kaushik D, Knepley M G, Kong F, Kruger S, May D A, McInnes L C, Mills R T, Mitchell L, Munson T, Roman J E, Rupp K, Sanan P, Sarich J, Smith B F, Zampini S, Zhang H, Zhang H and Zhang J 2022 PETSc Web page <https://petsc.org/> URL <https://petsc.org/>
- [19] Arndt D, Bangerth W, Blais B, Fehling M, Gassmüller R, Heister T, Heltai L, Köcher U, Kronbichler M, Maier M, Munch P, Pelteret J P, Proell S, Simon K, Turcksin B, Wells D and Zhang J 2021 *Journal of Numerical Mathematics* **29** 171–186 URL <https://dealii.org/deal93-preprint.pdf>
- [20] Logg A and Wells G N 2010 *ACM Trans. Math. Softw.* **37** ISSN 0098-3500 URL <https://doi.org/10.1145/1731022.1731030>
- [21] Blatt M, Burchardt A, Dedner A, Engwer C, Fahlke J, Flemisch B, Gersbacher C, Gräser C, Gruber F, Grüninger C, Kempf D, Klöfkorn R, Malkmus T, Müthing S, Nolte M, Piatkowski M and Sander O 2016 *Archive of Numerical Software* **4** 13–29 ISSN 2197-8263 URL <http://dx.doi.org/10.11588/ans.2016.100.26526>
- [22] Anderson R, Andrej J, Barker A, Bramwell J, Camier J S, Dobrev J C V, Dudouit Y, Fisher A, Kolev T, Pazner W, Stowell M, Tomov V, Akkerman I, Dahm J, Medina D and Zampini S 2021 *Computers & Mathematics with Applications* **81** 42–74



- [23] MFEM: Modular finite element methods [Software] mfem.org
- [24] Moxey D, Cantwell C D, Bao Y, Cassinelli A, Castiglioni G, Chun S, Juda E, Kazemi E, Lackhove K, Marcon J, Mengaldo G, Serson D, Turner M, Xu H, Peiró J, Kirby R M and Sherwin S J 2020 *Computer Physics Communications* **249** 107110 ISSN 0010-4655 URL <https://www.sciencedirect.com/science/article/pii/S0010465519304175>
- [25] Dubas A 2020 Evaluating Exascale FEA Backends for Fusion Digital Twins *1st Spanish Fusion HPC Workshop* URL [https://hpcfusion2020.bsc.es/sites/default/files/abstracts/Aleksander\\_Dubas\\_Evaluating\\_Exascale\\_FEA\\_Backends\\_for\\_Fusion\\_Digital\\_Twins.pdf](https://hpcfusion2020.bsc.es/sites/default/files/abstracts/Aleksander_Dubas_Evaluating_Exascale_FEA_Backends_for_Fusion_Digital_Twins.pdf)
- [26] Slaughter A E, JPermann C, Miller J M, Alger B K and Novascone S R 2021 *Nuclear Technology* **0** 1–8 URL <https://doi.org/10.1080/00295450.2020.1826804>
- [27] Werner C J, Bull J S, Solomon C J, Brown F B, McKinney G W, Rising M E, Dixon D A, Martz R L, Hughes H G, Cox L J, Zukaitis A J, Armstrong J C, Forster R A and Casswell L URL <https://www.osti.gov/biblio/1419730>
- [28] Diop C, Petit O, Dumonteil E, Hugot F X, Lee Y K, Mazzolo A and Trama J C 2007 Tripoli-4: A 3D continuous-energy Monte Carlo transport code
- [29] Leppänen J 2011 *User's Manual, September*
- [30] Tautges T J, Meyers R, Merkley K, Stimpson C and Ernst C 2004 MOAB: A Mesh-Oriented Database SAND2004-1592 Sandia National Laboratories report
- [31] Mahadevan V, Grindeanu I, Jain R, Shriwise P and Wilson P 2020 MOAB v5.2.1 URL <https://doi.org/10.5281/zenodo.2584862>
- [32] Davis A, Shriwise P and Zhang X 2020 DAG-OpenMC: CAD-Based Geometry in OpenMC pp 395–398
- [33] Schoof L A and Yarberr V R URL <https://www.osti.gov/biblio/10102115>
- [34] Williamson R L, Hales J D, Novascone S R, Pastore G, Gamble K A, Spencer B W, Jiang W, Pitts S A, Casagrande A, Schwen D, Zabriskie A X, Toptan A, Gardner R, Matthews C, Liu W and Chen H 2021 *Nuclear Technology* **207** 954–980 URL <https://doi.org/10.1080/00295450.2020.1836940>
- [35] UK Fusion Materials Roadmap Tech. rep. UKAEA and Henry Royce Institute [https://www.royce.ac.uk/content/uploads/2021/09/UK\\_Fusion\\_Materials\\_Roadmap\\_Interactive.pdf](https://www.royce.ac.uk/content/uploads/2021/09/UK_Fusion_Materials_Roadmap_Interactive.pdf)
- [36] Hernández F A, Pereslavytsev P, Zhou G, Neuberger H, Rey J, Kang Q, Boccaccini L V, Bubelis E, Moscato I and Dongiovanni D 2019 *Fusion Engineering and Design* **146** 1186–1191 ISSN 0920-3796 sI:SOFT-30 URL <https://www.sciencedirect.com/science/article/pii/S0920379619302121>
- [37] Hernández F A, Pereslavytsev P, Zhou G, Kang Q, D'Amico S, Neuberger H, Boccaccini L V, Kiss B, Nádas G, Maqueda L, Cristescu I, Moscato I, Ricapito I and Cismondi F 2020 *Fusion Engineering and Design* **157** 111614 ISSN 0920-3796 URL <https://www.sciencedirect.com/science/article/pii/S0920379620301629>
- [38] Abdou M, Maynard C and Wright R 1973 MACK: computer program to calculate neutron energy release parameters (fluence-to-kerma factors) and multigroup neutron reaction cross sections from nuclear data in ENDF Format Tech. Rep. ORNL-TM-3994 Oak Ridge National Laboratory
- [39] Ayachit U 2015 *The ParaView Guide: A Parallel Visualization Application* (Clifton Park, NY, USA: Kitware, Inc.) ISBN 1930934300
- [40] Hoogenboom J E, Martin W R and Petrovic B 2011 The Monte Carlo performance benchmark test - Aim, specifications and first results *M and C 2011: International conference on mathematics and computational methods applied to nuclear science and engineering, Brazil*
- [41] Hirvijoki E, Asunta O, Koskela T, Kurki-Suonio T, Miettunen J, Sipilä S, Snicker A and Äkäslompolo S 2014 *Computer Physics Communications* **185** 1310–1321 ISSN 0010-4655 URL <https://www.sciencedirect.com/science/article/pii/S0010465514000277>